


RF Balun Transformer

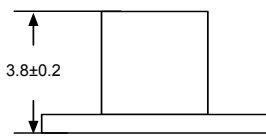
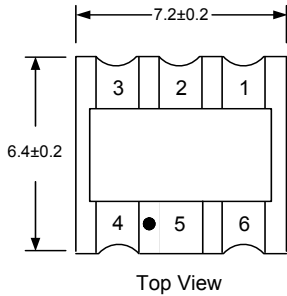
YB7F-617DB-1-12-B253

2019-12-10 Rev. 0

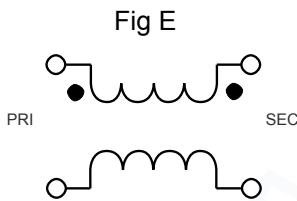


50Ω 1:1 Transmission Line Transformer 5-1250 MHz

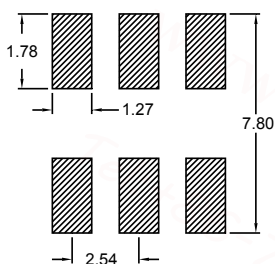
Outline Drawing(mm)



Electrical structure



Recommended layout(mm)



Pin Connections

Input	4
Output 1	3
Output 2	1
Ground	6
Not Used	2, 5

Features

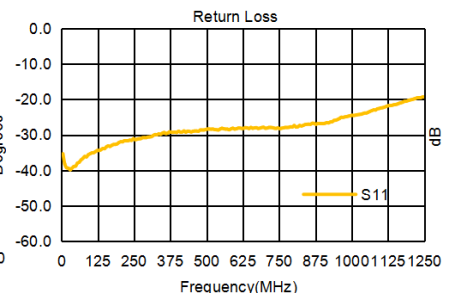
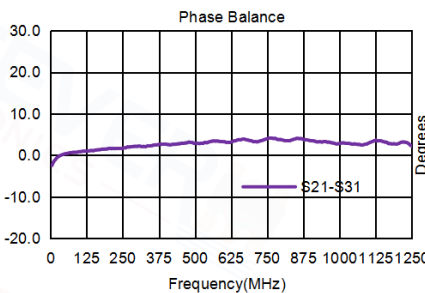
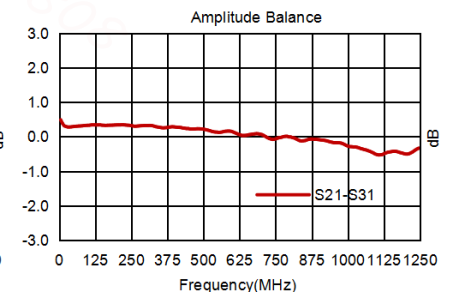
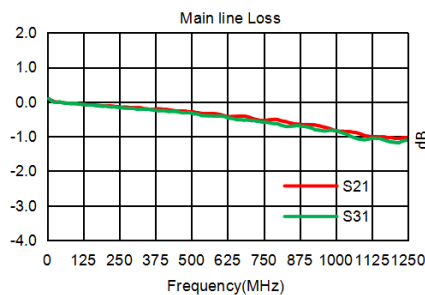
- Excellent amplitude unbalance, 0.5 dB typ. and phase unbalance, 4 deg. typ. in 1 dB bandwidth
- RF Power, 2W
- Operating temperature range: -40°C to +85°C
- Storage temperature range: -55°C to +100°C

Applications

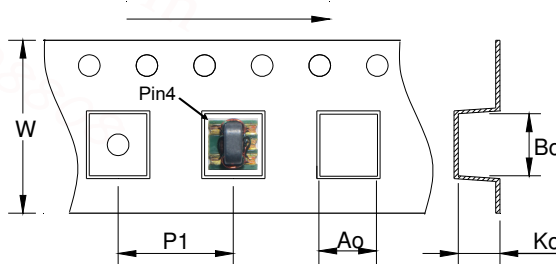
- Impedance matchin
- Balanced amplifie
- Balun
- Cellula and VHF

Electrical Specifications:TA=25°C, 0dBm, Z0=50Ω

Parameter	Test Conditions	Units	Min	Typ	Max
Main line Loss (Pin4-3)	5-1250MHz	dB	—	0.7	2.0
Main line Loss (Pin4-1)	5-1250MHz	dB	—	0.8	2.0
Amplitude Balance	5-1250MHz	dB	0.0	0.5	0.8
Phase Balance	5-1250MHz	°	0.0	4.0	15.0
Input Return Loss(Pin4)	5-1250MHz	dB	12.0	25.0	—



Carrier Tape Orientation



Tape & Reel Information

Parameter	Units	Value
Qty per reel	PCS	1000
Reel Size	mm	330
Tape Width	mm	16.00
Pitch	mm	12.00
Ao	mm	6.90
Bo	mm	7.70
Ko	mm	3.90