


**Features:**

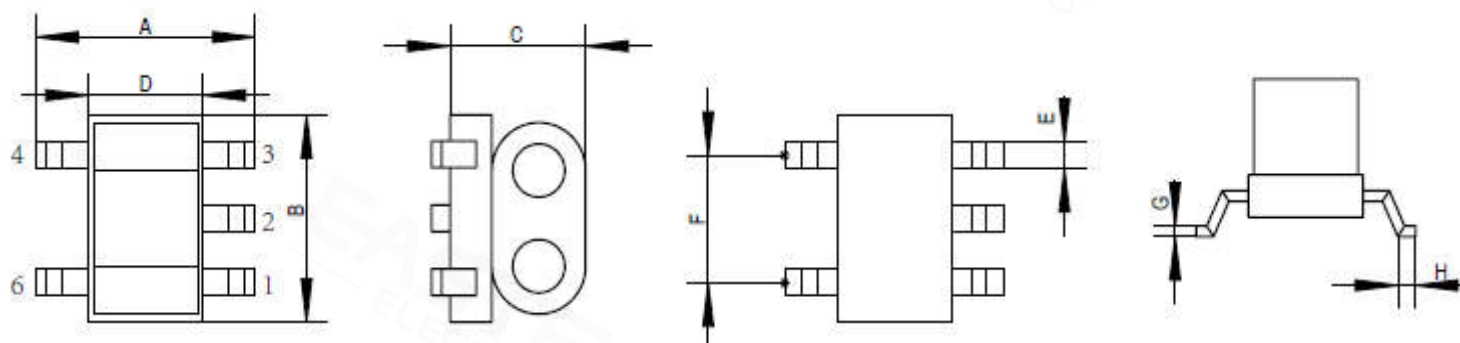
- ◆ 1: 4CT Impedance
- ◆ 50Ω Characteristic Impedance
- ◆ Frequency: 1 to 350 MHz
- ◆ RF power: 0.50W
- ◆ DC current: 30mA
- ◆ Operating temperature range: -40°C to +85°C
- ◆ Storage temperature range: -55°C to +100°C



**Applications:**

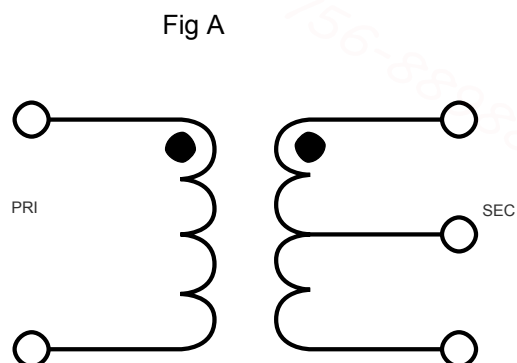
- ◆ For broadband and wireless communications
- ◆ For VHF/UHF receivers/transmitters and push-pull amplifiers

**Dimension Diagram (Unit:mm) :**

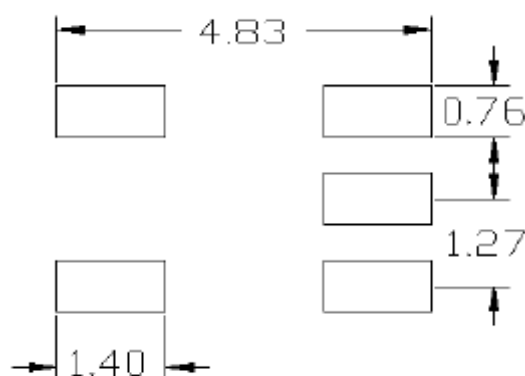


A=4.10±0.20 B=3.80±0.20 C=3.20±0.20 D=2.20±0.20 E=0.50±0.10 F=2.54±0.10 G=0.25±0.10 H=0.30±0.10

**Electrical structure:**

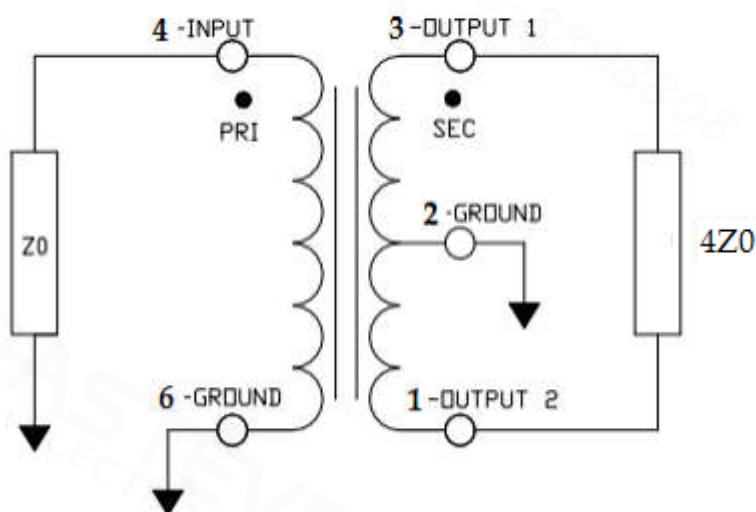


**Recommended layout:**



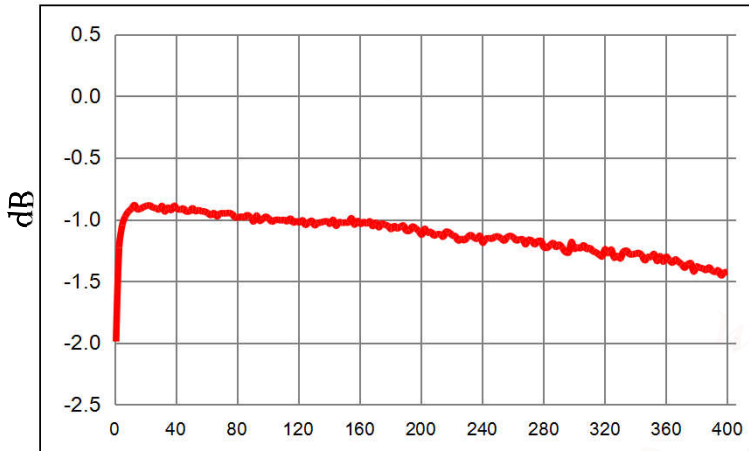
**Pin configuration:**

Pin No.	Function
1	Output2
2	Ground
3	Output1
4	Input
6	Ground

**Application circuit :****Electrical Specifications: TA=25°C, 0dBm, Z0=50Ω:**

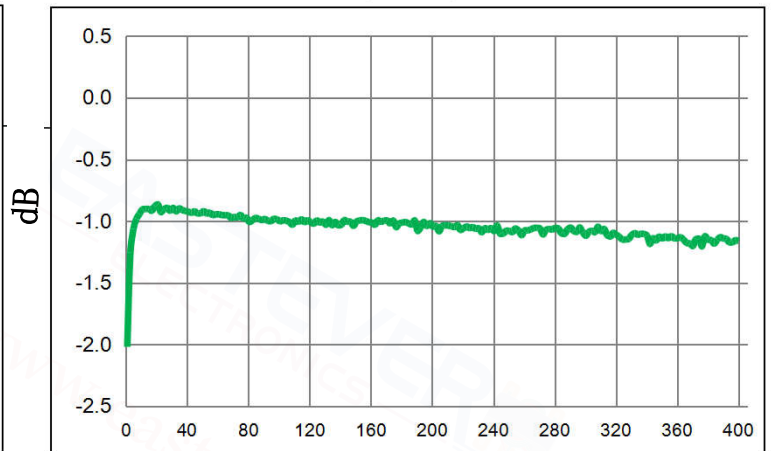
Parameter	Test Conditions	Units	Min	Typ	Max
Main line Loss(out1)	1-350MHz	dB	—	1.2	2.0
Main line Loss(out2)	1-350MHz	dB	—	1.0	2.0
Amplitude Balance	1-350MHz	dB	—	0.3	±0.5
Phase Balance	1-350MHz	Degrees	—	±2	±5.0
Input Return Loss	1-350MHz	dB	8.0	15.0	—

Main line Loss(out1)



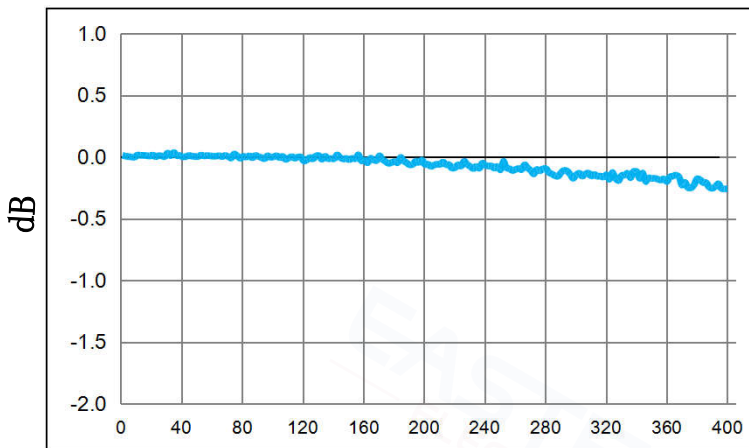
Frequency (MHz)

Main line Loss(out2)



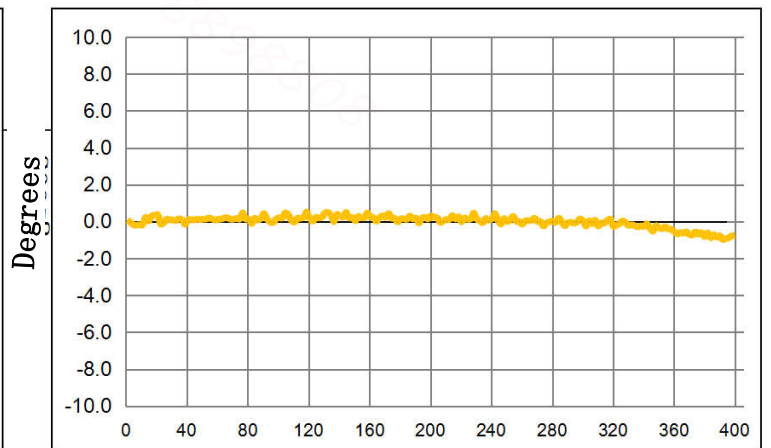
Frequency (MHz)

Amplitude Balance



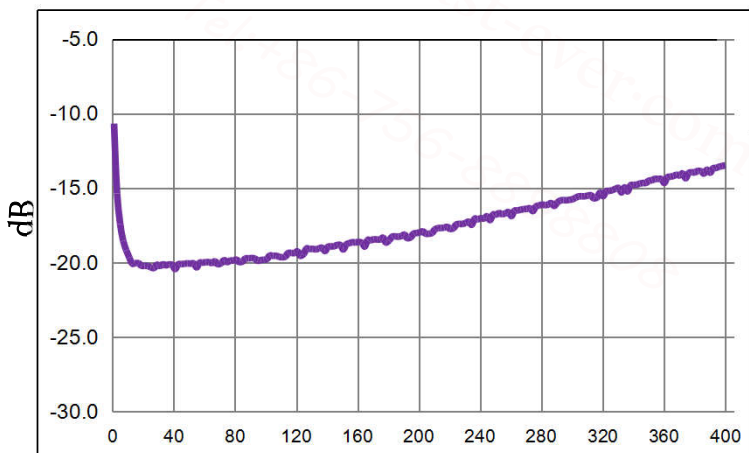
Frequency (MHz)

Phase Balance



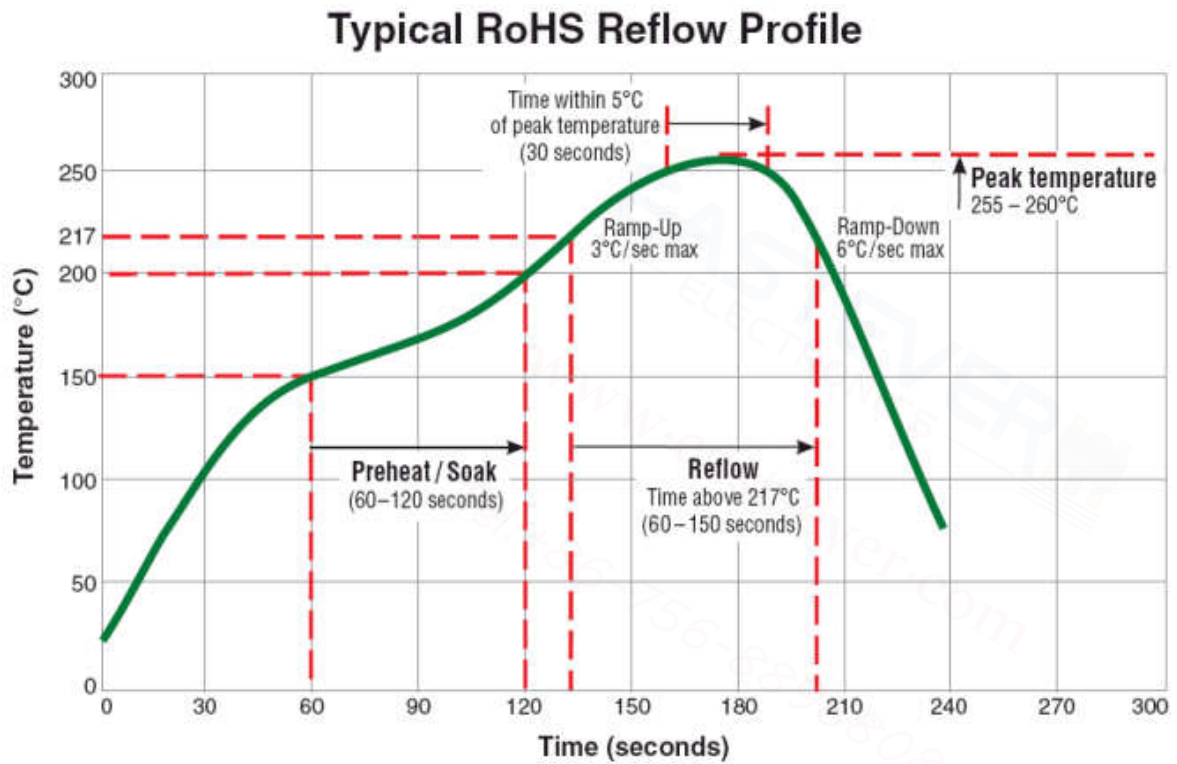
Frequency (MHz)

Input Return Loss

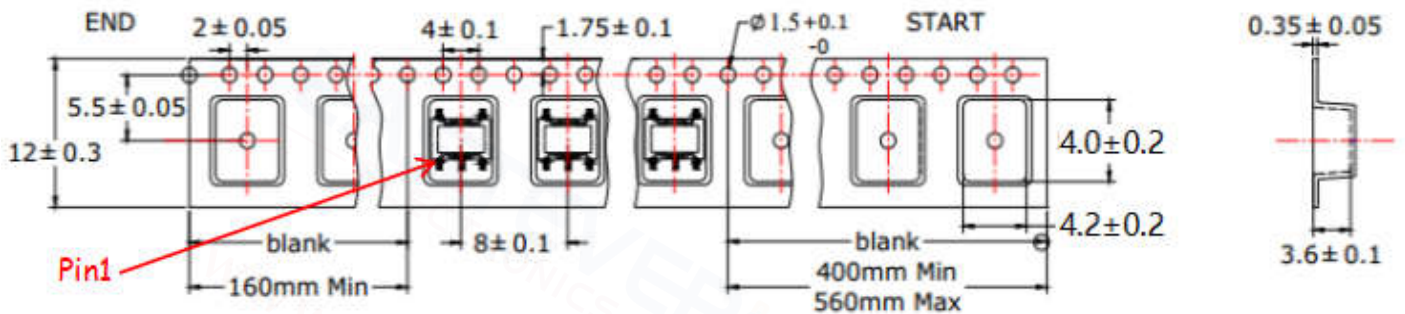


Frequency (MHz)

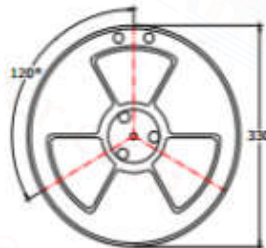
**Recommended Soldering Temperature Graph:**



**Packaging Dimension For Caeier Tape(UNIT:mm):**



<b>QUANTITY</b>
2000PCS/Reel
4Reels/Middle Carton Middle Carton:
4 Middle Cartons/Big Carton
32000PCS/ Big Carton



SPEC	8	12	16	24
DIM A±0.1	8.5	12.5	16.5	24.5
DIM B±0.1	2.3	2.3	2.3	2.3
DIM C±0.1	100	100	100	100

