


RF Directional Coupler

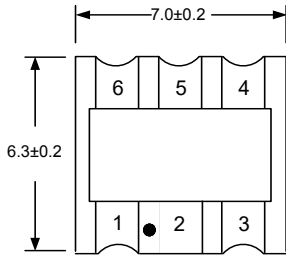
ECJ1701-C001023

2021-05-07 Rev. 0

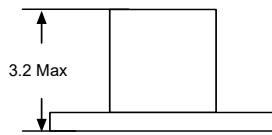


75Ω 17dB Directional Coupler 5-1000MHz

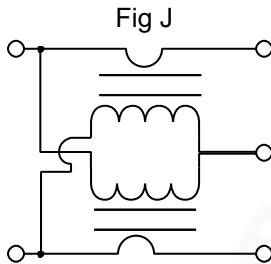
Outline Drawing(mm)



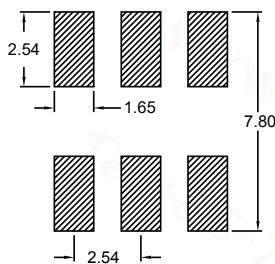
Top View



Electrical structure



Recommended layout(mm)



Pin Connections

Input	6
Coupling	4
Output	1
Ground	2
External 75 Ω	3

Features

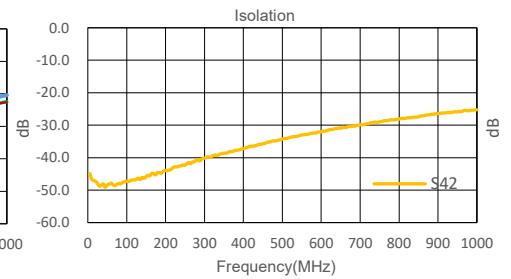
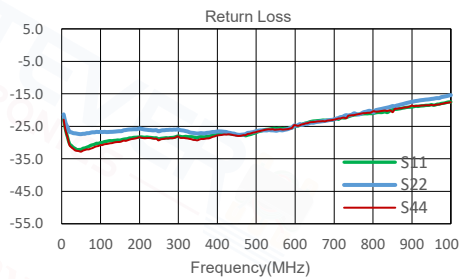
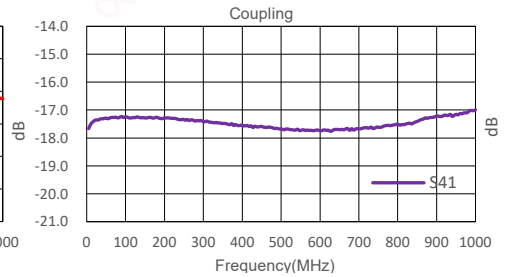
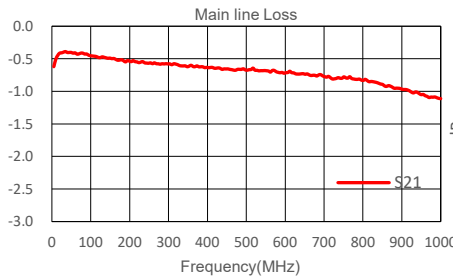
- Operating temperature range: -40 °C to +85 °C
- Storage temperature range: -55 °C to +100 °C
- 260°C Reflow Compatible
- RoHS compliant and lead free
- Input Power:250 mW
- DC Current:30 mA

Applications

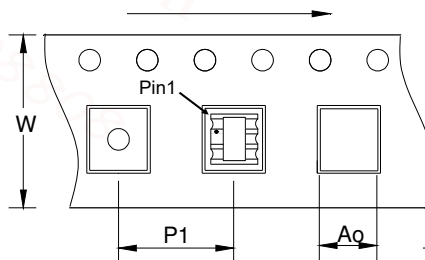
It offers low loss, good Iso-lation, good input/output matching and exceptional coupling repeatability. Ideally suited for high volume CATV/Broadband applications.

Electrical Specifications:TA=25°C, 0dBm, Z0=75Ω

Parameter	Test Conditions	Units	Min	Typ	Max
Coupling(S41)	5-1000MHz	dB	16.5	17.3	18.0
Main line Loss(S21)	5-1000MHz	dB	—	1.0	1.4
Input Return Loss(S11)	5-1000MHz	dB	16.0	28.0	—
Coupling Return Loss(S44)	5-1000MHz	dB	16.0	28.0	—
Output Return Loss(S22)	5-1000MHz	dB	15.0	25.0	—
Isolation(S42)	5-1000MHz	dB	22.0	40.0	—



Carrier Tape Orientation



Tape & Reel Information

Parameter	Units	Value
Qty per reel	PCS	1500
Reel Size	mm	330
Tape Width	mm	16.00
Pitch	mm	12.00
Ao	mm	7.20
Bo	mm	8.10
Ko	mm	4.00