


RF Directional Coupler

ECJ0801-C001129

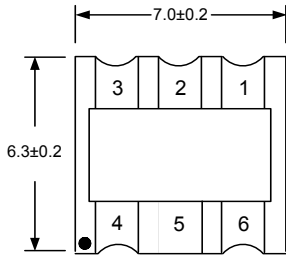
2021-06-16 Rev. 0



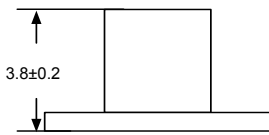
75Ω 8dB Directional Coupler

5-1250MHz

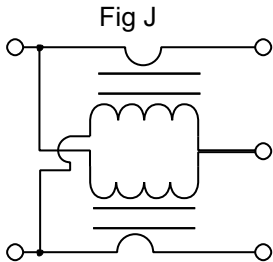
Outline Drawing(mm)



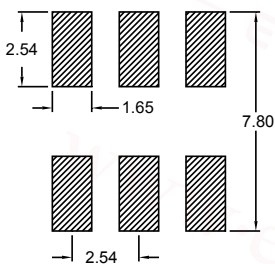
Top View



Electrical structure



Recommended layout(mm)



Pin Connections

Input	4
Coupling	6
Output	3
Ground	5
Isolation	1

Features

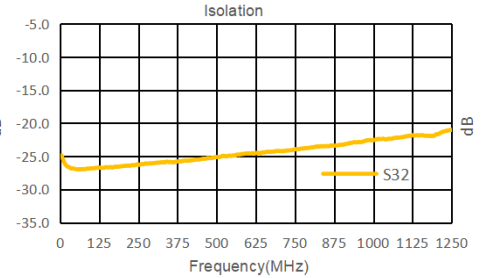
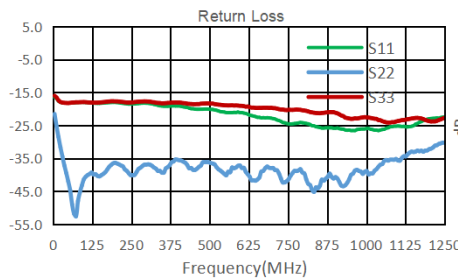
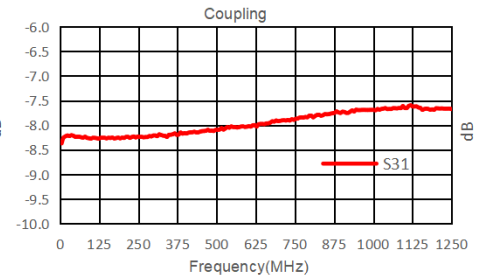
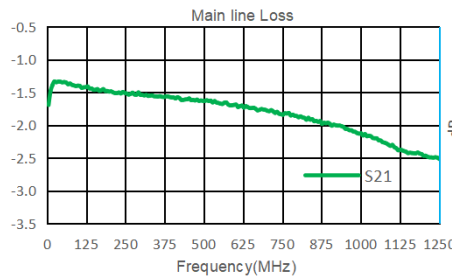
- Operating temperature range: -40°C to +85°C
- Storage temperature range: -55°C to +100°C
- 260°C Reflow Compatible
- RoHS compliant and lead free

Applications

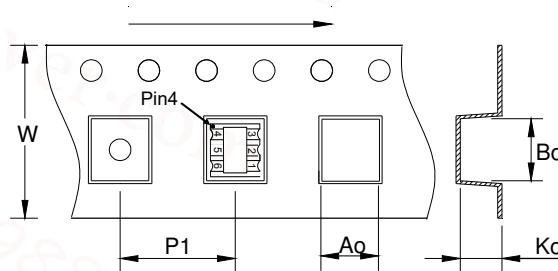
- For broadband and wireless communications
- Impedance matching
- Balanced amplifier
- Cellular and VHF

Electrical Specifications: TA=25°C, 0dBm, Z0=75Ω

Parameter	Test Conditions	Units	Min	Typ	Max
Main line Loss(S21)	5-1250MHz	dB	—	1.8	2.8
Coupling(S31)	5-1250MHz	dB	7.3	8.2	8.7
Input Return Loss(S11)	5-1250MHz	dB	16.0	18.0	—
Coupling Return Loss(S33)	5-1250MHz	dB	16.0	18.0	—
Output Return Loss(S22)	5-1250MHz	dB	20.0	35.0	—
Isolation(S32)	5-1250MHz	dB	18.0	25.0	—



Carrier Tape Orientation



Tape & Reel Information

Parameter	Units	Value
Qty per reel	PCS	1500
Reel Size	mm	330
Tape Width	mm	16.00
Pitch	mm	12.00
Ao	mm	7.20
Bo	mm	8.10
Ko	mm	3.80