

# Directional Coupler


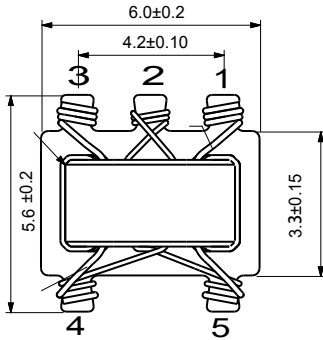
## ECJ0701-B032122

2019-11-10 Rev. 0

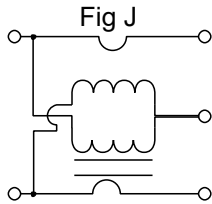


### 75Ω 7dB Coupler 40-2050 MHz

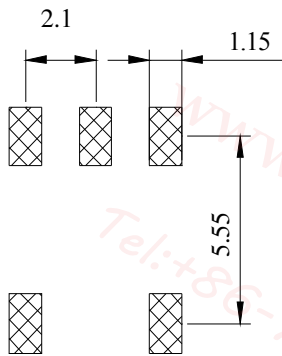
#### Outline Drawing(mm)



#### Electrical structure



#### Recommended layout(mm)



#### Pin Connections

Input	5
Output	1
Coupled	4
Ground	2
75Ω Term External	3

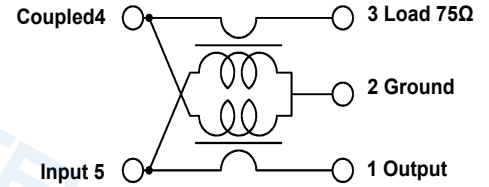
#### Features

- Excellent Temperature Stability
- RoHS Compliant and Pb Free
- 260°C Reflow Compatible
- Power Input(as a splitter): 1.0W Max
- DC current: 50mA
- Operating temperature range: -40 C to +85 C
- Storage temperature range: -55 C to +100 C

#### Applications

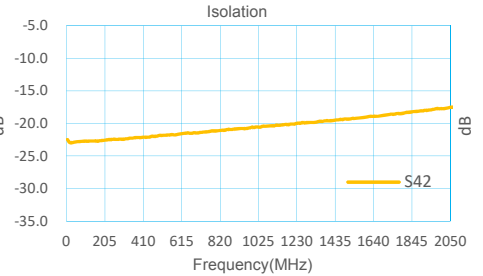
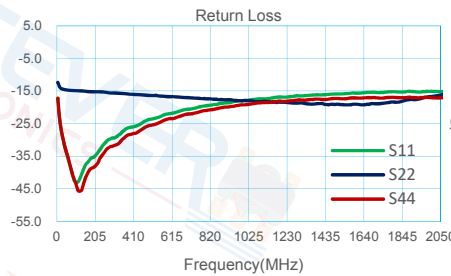
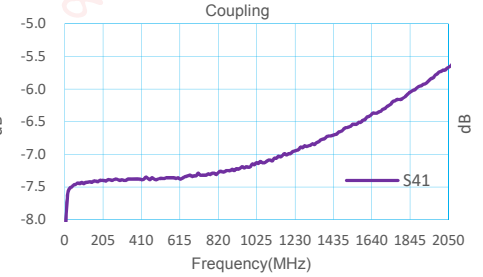
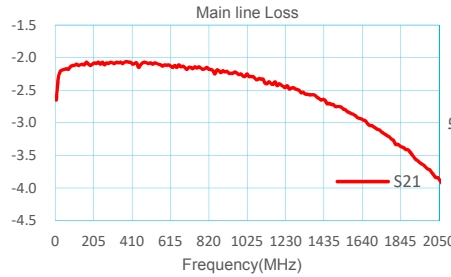
- For broadband and wireless communications
- For VHF/UHF receivers/transmitters
- For CATV power tap

#### Application circuit

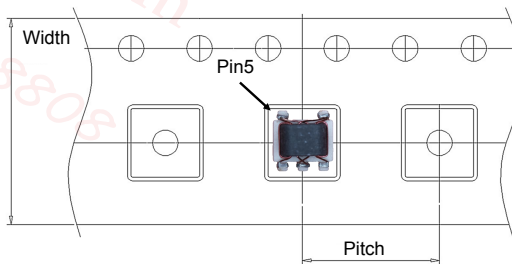


#### Electrical Specifications:TA=25°C, 0dBm, Z0=75Ω

Parameter	Test Conditions	Units	Min	Typ	Max
Main line Loss (Pin5-1)	40-2050MHz	dB	—	2.0	5.0
Coupling (Pin5-4)	40-2050MHz	dB	5.0	7.3	8.0
Return Loss(Pin5)	40-2050MHz	dB	10.0	25.0	—
Return Loss(Pin1)	40-2050MHz	dB	10.0	18.0	—
Return Loss(Pin4)	40-2050MHz	dB	12.0	25.0	—
Isolation(Pin4-1)	40-2050MHz	dB	15.0	22.0	—



#### Carrier Tape Orientation



#### Tape & Reel Information

Parameter	Units	Value
Qty per reel	PCS	1500
Reel Size	mm	330
Tape Width	mm	12.00
Pitch	mm	12.00
Ao	mm	6.40
Bo	mm	6.00
Ko	mm	3.20