


RF Directional Coupler

ECJ0601-C009087

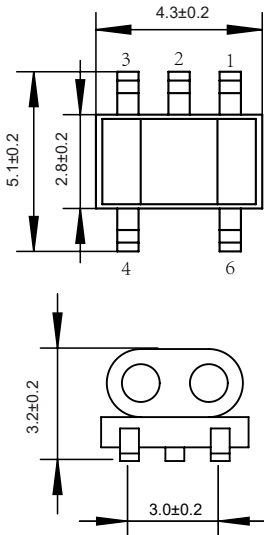
2020-04-07 Rev. 0



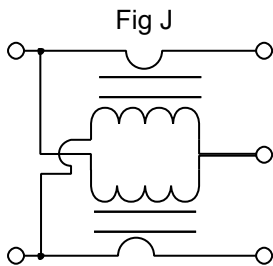
75Ω 6dB Directional Coupler

5-2000MHz

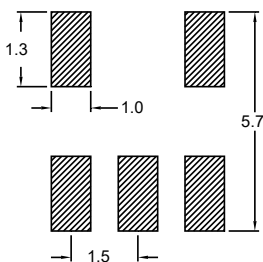
Outline Drawing(mm)



Electrical structure



Recommended layout(mm)



Pin Connections

Input	3
Coupling	1
Output	4
Ground	2
Isolation	6

Features

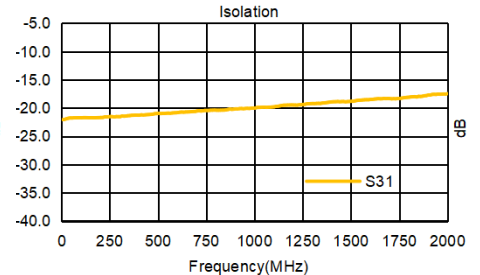
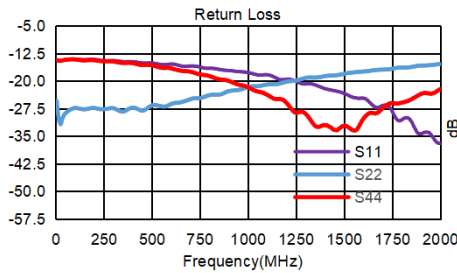
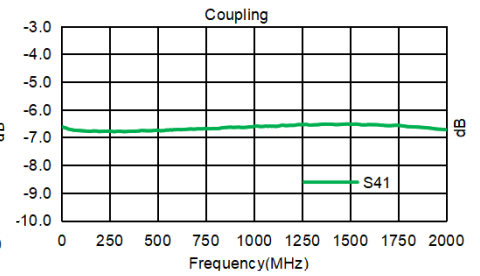
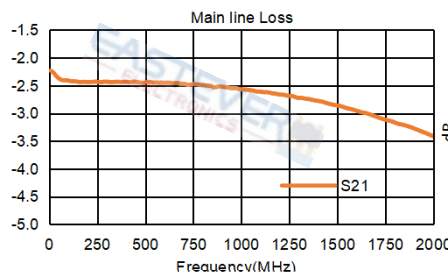
- Operating temperature range: -40°C to +85°C
- Storage temperature range: -55°C to +100°C

Applications

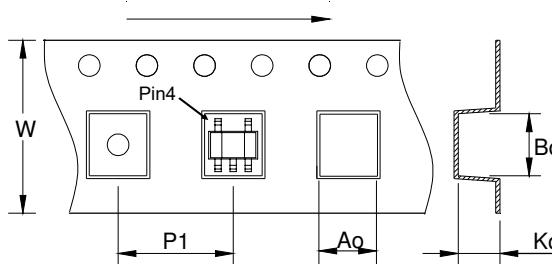
- For catv
- For broadband and wireless communications

Electrical Specifications: TA=25°C, 0dBm, Z0=75Ω

Parameter	Test Conditions	Units	Min	Typ	Max
Coupling(pin3-1)	5-2000MHz	dB	5.8	6.5	7.5
Main line Loss(pin3-4)	5-2000MHz	dB	—	3.0	4.5
Input Return Loss(pin 3)	5-2000MHz	dB	12.0	16.0	—
Coupling Return Loss(pin1)	5-2000MHz	dB	12.0	16.0	—
Output Return Loss(pin4)	5-2000MHz	dB	12.0	16.0	—
Isolation(pin3-6)	5-2000MHz	dB	16.0	20.0	—



Carrier Tape Orientation



Tape & Reel Information

Parameter	Units	Value
Qty per reel	PCS	2000
Reel Size	mm	330
Tape Width	mm	12.00
Pitch	mm	8.00
Ao	mm	4.50
Bo	mm	5.70
Ko	mm	3.60