

RF Balun Transformer

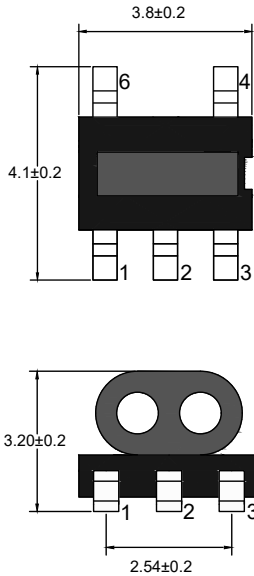
EBL0009-A004023

2021-02-02 Rev. 0

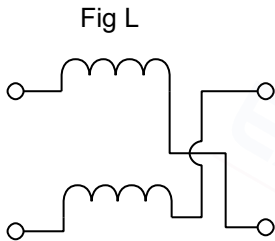


75Ω 1:1 Transmission Line Transformer 5-1250 MHz

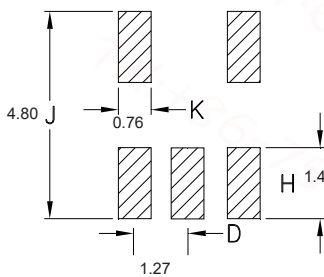
Outline Drawing(mm)



Electrical structure



Recommended layout(mm)



Pin Connections

Input	4
Output 1	3
Output 2	1
Ground	6

Features

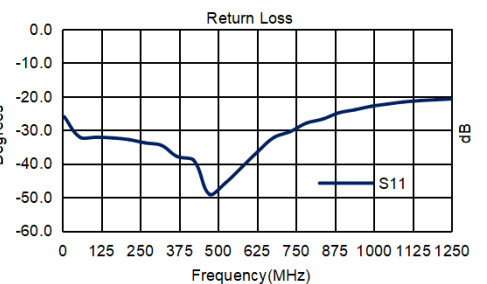
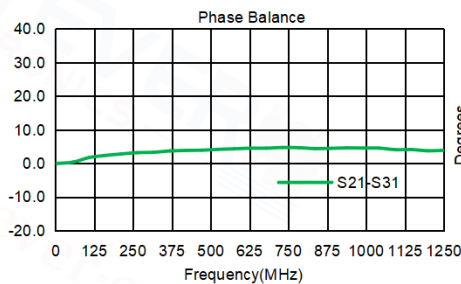
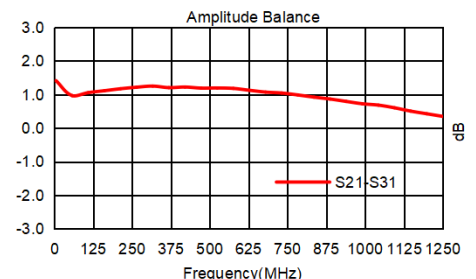
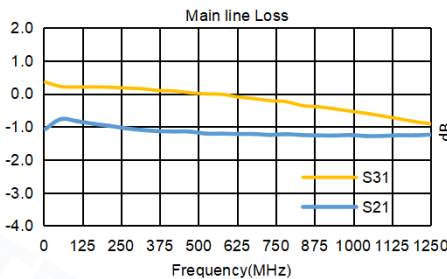
- RF Power, 0.25W
- 260°C Reflow Compatible
- RoHS compliant and lead free
- Operating temperature range: -40°C to +85°C
- Storage temperature range: -55°C to +100°C

Applications

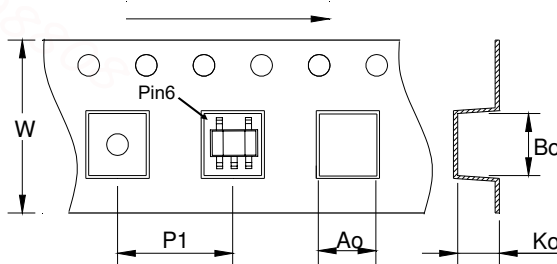
For Docsis 3.0 & 3.1 Cable Modem.
 For Wideband Push-pull Amplifiers.
 For CATV Amplifiers Module & Set top box.
 For CATV Optical Receivers and Amplifiers.
 For VHF/UHF Transmitters and Push-pull Amplifiers.

Electrical Specifications: TA=25°C, 0dBm, Z0=75Ω

Parameter	Test Conditions	Units	Min	Typ	Max
Main line Loss (Pin4-3)	5-1250MHz	dB	—	1.0	1.5
Main line Loss (Pin4-1)	5-1250MHz	dB	—	0.8	1.3
Amplitude Balance	5-1250MHz	dB	—	1.0	1.5
Phase Balance	5-1250MHz	°	—	5.0	15.0
Input Return Loss(Pin4)	5-1250MHz	dB	18.0	20.0	—



Carrier Tape Orientation



Tape & Reel Information

Parameter	Units	Value
Qty per reel	PCS	2000
Reel Size	mm	330
Tape Width	mm	12.00
Pitch	mm	8.00
Ao	mm	4.50
Bo	mm	4.50
Ko	mm	3.50