


RF Balun Transformer

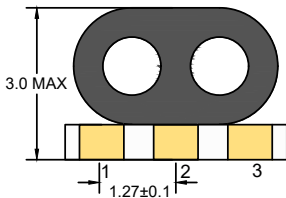
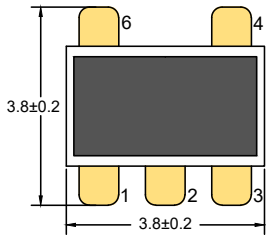
EBE0245-F013186

2022-04-23 Rev. 2

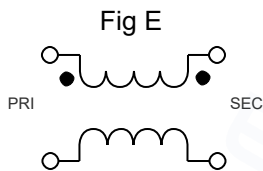


1:1 Transmission Line Transformer 50Ω 5-4000 MHz & 75Ω 5-1002 MHz

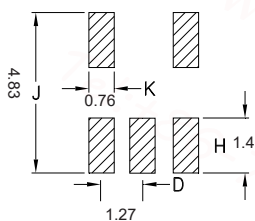
Outline Drawing(mm)



Electrical structure



Recommended layout(mm)



Pin Connections

Input	4
Output 1	3
Output 2	1
Ground	6

Features

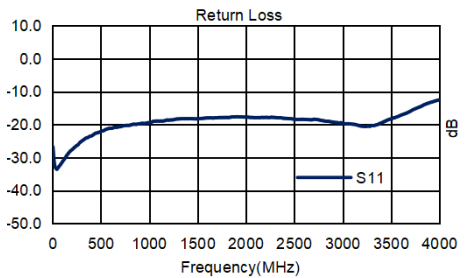
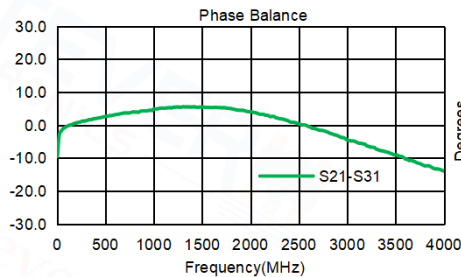
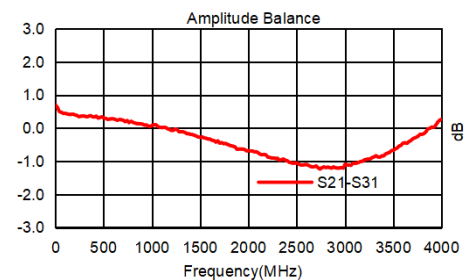
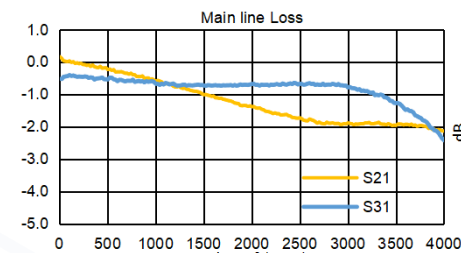
- RF Power, 0.50W
- DC Current, 500 mA
- 260°C Reflow Compatible
- RoHS compliant and lead free
- Operating temperature range: -40 C to +85 C
- Storage temperature range: -55 C to +100 C

Applications

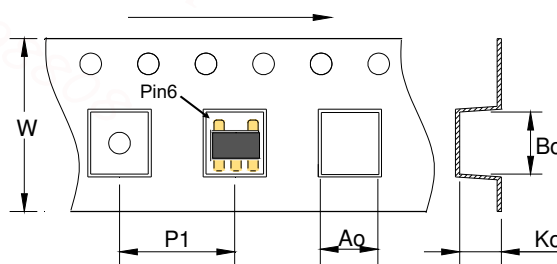
- For Motorola Walkie-talkie.
- For Car Streaming Media Rearview Mirror.
- For Broadband and Wireless Communications.
- For Wireless Microphone & Marine Communications.
- For Ideally Suited LTE, Cellular, UMTS, WiFi, WiMAX.
- For Differential Modulator/demodulator and Active Mixers.

Electrical Specifications:TA=25°C, 0dBm, Z0=50Ω

Parameter	Test Conditions	Units	Min	Typ	Max
Main line Loss (Pin4-3)	5-4000MHz	dB	—	2.0	3.5
Main line Loss (Pin4-1)	5-4000MHz	dB	—	2.0	3.5
Amplitude Balance	5-4000MHz	dB	—	1.0	2.0
Phase Balance	5-4000MHz	°	—	15.0	25.0
Input Return Loss(Pin4)	5-4000MHz	dB	10.0	20.0	—



Carrier Tape Orientation




Tape & Reel Information

Parameter	Units	Value
Qty per reel	PCS	2000
Reel Size	mm	330
Tape Width	mm	12.00
Pitch	mm	8.00
Ao	mm	4.50
Bo	mm	4.50
Ko	mm	3.20

RF Balun Transformer

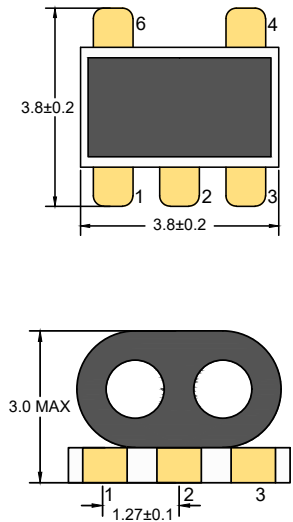
EBE0245-F013186

2022-04-23 Rev. 0

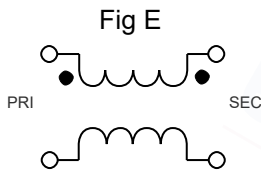


1:1 Transmission Line Transformer 50Ω 5-4000 MHz & 75Ω 5-1002 MHz

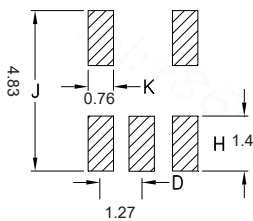
Outline Drawing(mm)



Electrical structure



Recommended layout(mm)



Pin Connections

Input	6
Output 1	3
Output 2	1
Ground	4

Features

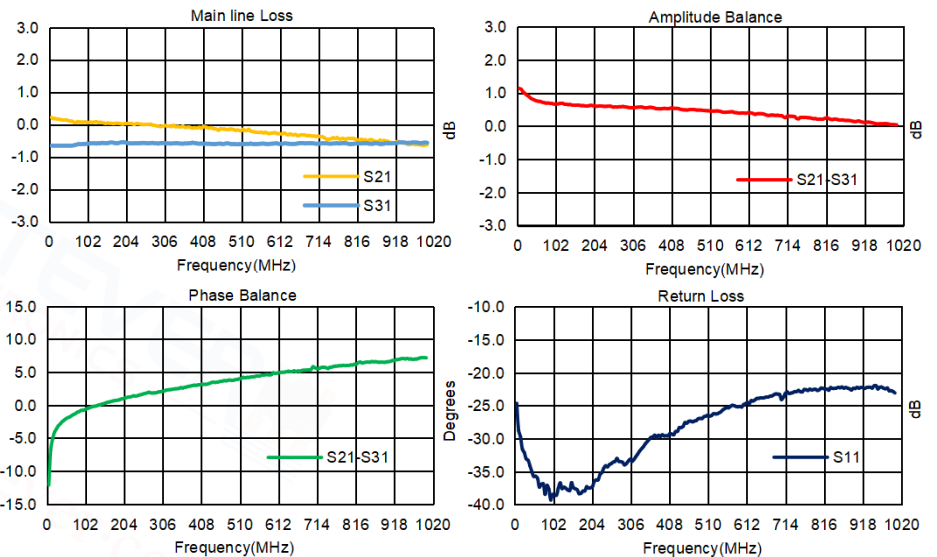
- RF Power, 0.50W
- DC Current, 500 mA
- Operating temperature range: -40 °C to +85 °C
- Storage temperature range: -55 °C to +100 °C
- 260°C Reflow Compatible
- RoHS compliant and lead free

Applications

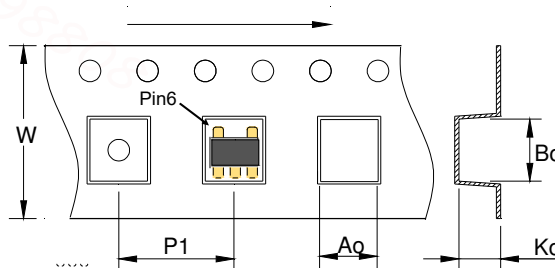
- For Docsis 3.0 & 3.1 Cable Modem.
- For Wideband Push-pull Amplifiers.
- For CATV Amplifiers Module & Set top box.
- For CATV Optical Receivers and Amplifiers.
- For VHF/UHF Transmitters and Push-pull Amplifiers.

Electrical Specifications:TA=25 °C, 0dBm, Z0=75Ω

Parameter	Test Conditions	Units	Min	Typ	Max
Main line Loss (Pin6-1)	5-1002MHz	dB	—	0.6	1.2
Main line Loss (Pin6-3)	5-1002MHz	dB	—	0.6	1.2
Amplitude Balance	5-1002MHz	dB	—	0.5	1.5
Phase Balance	5-1002MHz	°	—	8.0	15.0
Input Return Loss(Pin6)	5-1002MHz	dB	16.0	20.0	—



Carrier Tape Orientation



Tape & Reel Information

Parameter	Units	Value
Qty per reel	PCS	2000
Reel Size	mm	330
Tape Width	mm	12.00
Pitch	mm	8.00
Ao	mm	4.50
Bo	mm	4.50
Ko	mm	3.20