


2 Way Power Divider

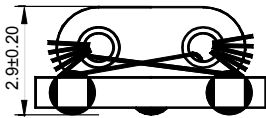
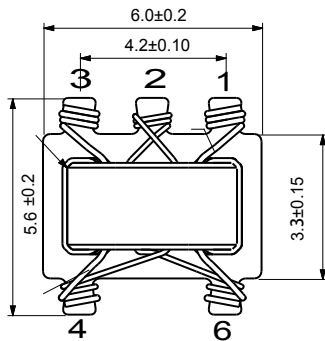
EBC0101-G032122

2020-02-10 Rev. 1



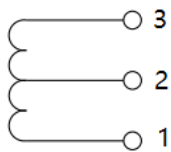
75Ω Power Splitter 40-2050 MHz

Outline Drawing(mm)

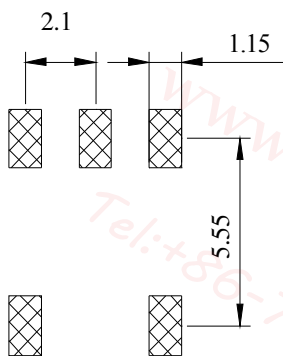


Electrical structure

Fig M



Recommended layout(mm)



Pin Connections

PORT1	2
PORT2	3
PORT3	1
NOT USED	4, 6
EXT. RESISTOR 150Ω	1, 3
EXT. CAPACITOR 2.0pF	2 to Ground

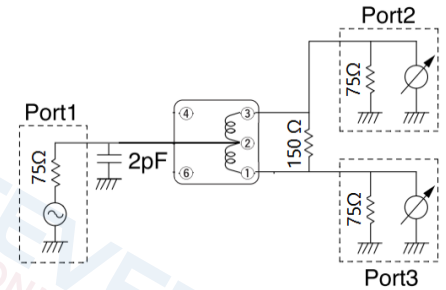
Features

- Excellent Temperature Stability
- RoHS Compliant and Pb Free
- 260°C Reflow Compatible
- Power Input(as a splitter): 1.0W Max
- DC current: 50mA
- Operating temperature range: -40 C to +85 C
- Storage temperature range: -55 C to +100 C

Applications

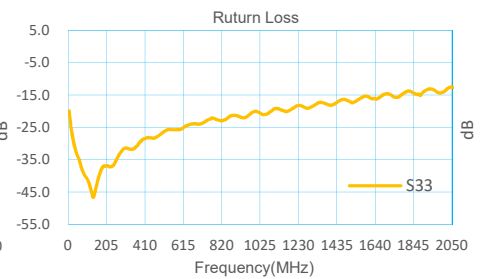
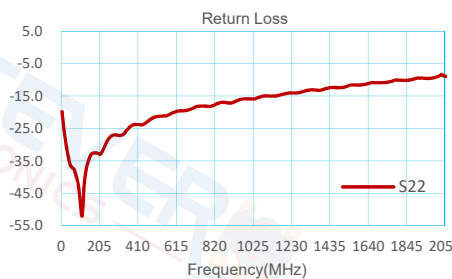
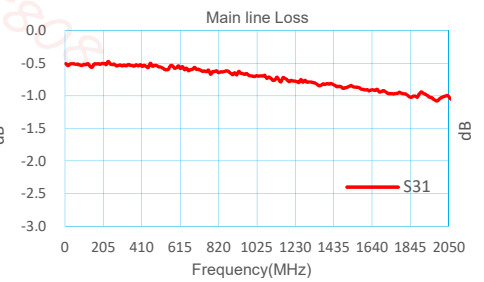
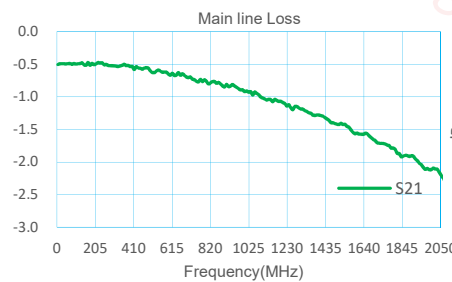
- For broadband and wireless communications
- For VHF/UHF receivers/transmitters
- For CATV power tap

Application circuit

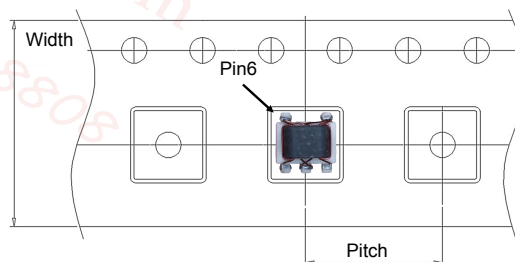


Electrical Specifications:TA=25°C, 0dBm, Z0=75Ω

Parameter	Test Conditions	Units	Min	Typ	Max
Main line Loss (pin2-1)	40-2050MHz	dB	—	0.5	3.0
Main line Loss (pin2-3)	40-2050MHz	dB	—	0.5	2.0
Port 2 Return Loss	40-2050MHz	dB	5.0	15.0	—
Port 3 Return Loss	40-2050MHz	dB	5.0	20.0	—



Carrier Tape Orientation



Tape & Reel Information

Parameter	Units	Value
Qty per reel	PCS	1500
Reel Size	mm	330
Tape Width	mm	12.00
Pitch	mm	12.00
Ao	mm	6.40
Bo	mm	6.00
Ko	mm	3.20