


RF Balun Transformer

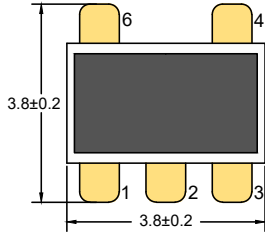
EBA0143-G013081

2021-04-13 Rev. 0

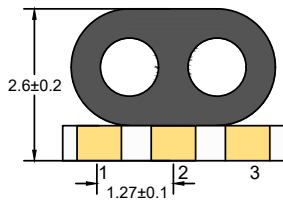


50Ω 1: 8 CT Flux Coupled Transformer 2-500 MHz

Outline Drawing(mm)

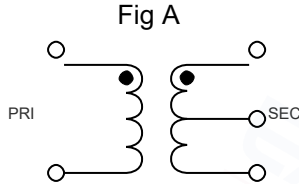


Top View

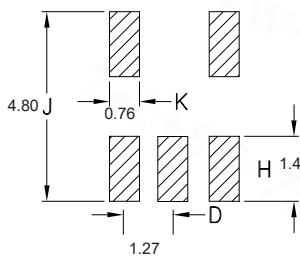


Side View

Electrical structure



Recommended layout(mm)



Pin Connections

Input	4
Output 1	3
Output 2	1
Ground	2,6

Features

Equivalent to: TC8-1-10LN+/MABA-010143-FLUX18

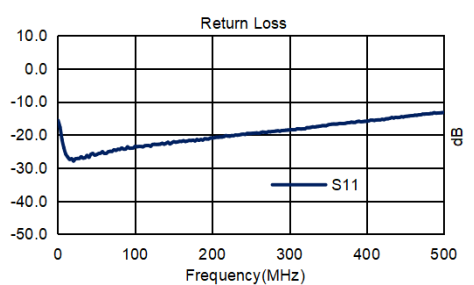
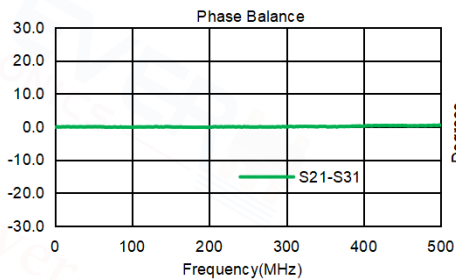
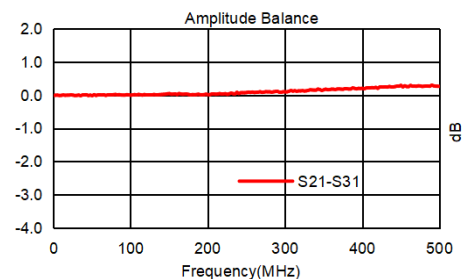
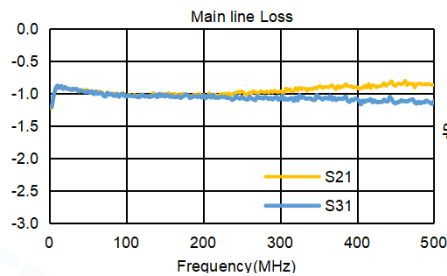
- Operating temperature range: -40°C to +125°C
- Storage temperature range: -55°C to +100°C
- RoHS compliant and lead free
- 260°C Reflow Compatible
- Input Power: 250mW
- DC Current: 30mA

Applications

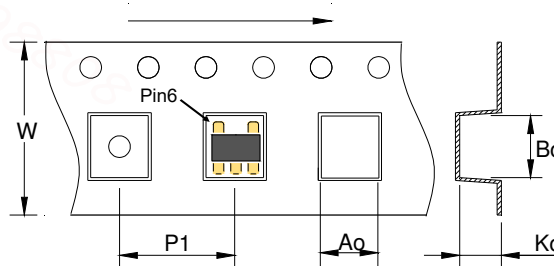
- For Motorola Walkie-talkie.
- For Car Streaming Media Rearview Mirror.
- For Broadband and Wireless Communications.
- For Wireless Microphone & Marine Communications.
- For Ideally Suited LTE, Cellular, UMTS, WiFi, WiMAX.
- For Differential Modulator/demodulator and Active Mixers.

Electrical Specifications: TA=25°C, 0dBm, Z0=50Ω

Parameter	Test Conditions	Units	Min	Typ	Max
Main line Loss (Pin4-3)	2-500MHz	dB	—	1.0	1.5
Main line Loss (Pin4-1)	2-500MHz	dB	—	1.0	1.5
Amplitude Balance	2-500MHz	dB	0.0	0.5	1.2
Phase Balance	2-500MHz	°	0.0	1.0	8.0
Input Return Loss(Pin4)	2-500MHz	dB	12.0	20.0	—



Carrier Tape Orientation



Tape & Reel Information

Parameter	Units	Value
Qty per reel	PCS	2000
Reel Size	mm	330
Tape Width	mm	12.00
Pitch	mm	8.00
Ao	mm	4.50
Bo	mm	4.50
Ko	mm	3.20