

RF Balun Transformer

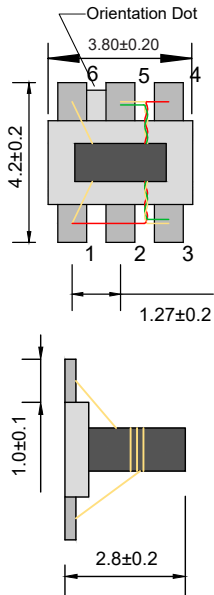
B012-617DB-2-43-B331

2020-12-04 Rev. 0



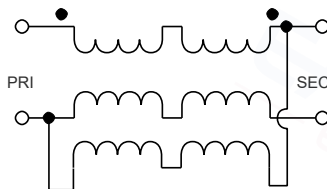
50Ω 1:2 Transmission Line Transformer 10-4000 MHz

Outline Drawing(mm)

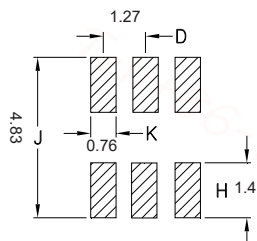


Electrical structure

Fig G



Recommended layout(mm)



Pin Connections

Input	4
Output 1	3
Output 2	1
Ground	5,6
Not Used	2

Features

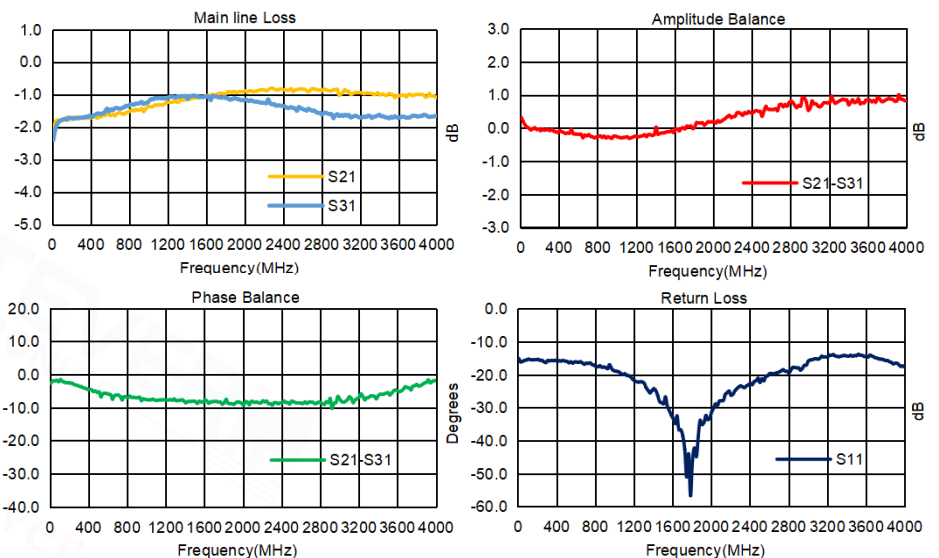
- DC Current: 30mA Max
- Input Power: 0.4W Max
- 260°C reflow compatible
- RoHS Compliant and Pb free
- Operating temperature range: -40°C to +85°C
- Storage temperature range: -55°C to +100°C

Applications

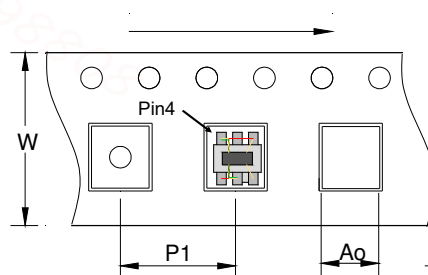
- For Motorola Walkie-talkie.
- For Car Streaming Media Rearview Mirror.
- For Broadband and Wireless Communications.
- For Wireless Microphone & Marine Communications.
- For Ideally Suited LTE, Cellular, UMTS, WiFi, WiMAX.

Electrical Specifications: TA=25°C, 0dBm, Z0=50Ω

Parameter	Test Conditions	Units	Min	Typ	Max
Main line Loss (Pin4-3)	10-4000MHz	dB	—	1.2	2.5
Main line Loss (Pin4-1)	10-4000MHz	dB	—	1.5	2.5
Amplitude Balance	10-4000MHz	dB	0.0	1.0	2.0
Phase Balance	10-4000MHz	°	0.0	8.0	15.0
Input Return Loss (Pin4)	10-4000MHz	dB	12.0	16.0	—



Carrier Tape Orientation



Tape & Reel Information

Parameter	Units	Value
Qty per reel	PCS	2000
Reel Size	mm	330
Tape Width	mm	12.00
Pitch	mm	8.00
Ao	mm	4.50
Bo	mm	4.50
Ko	mm	3.20