

Features::

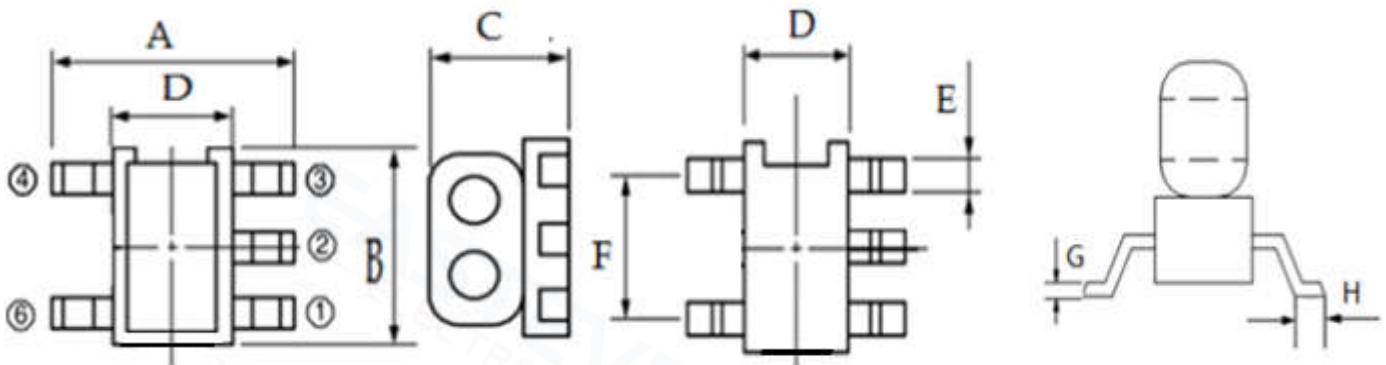
- ◆ 1: 1 Impedance
- ◆ 75Ω Characteristic Impedance
- ◆ Frequency: 5 to 200MHz
- ◆ RF power: 0.30W
- ◆ Operating temperature range: -40°C to +85°C
- ◆ Storage temperature range: -55°C to +100°C



Applications:

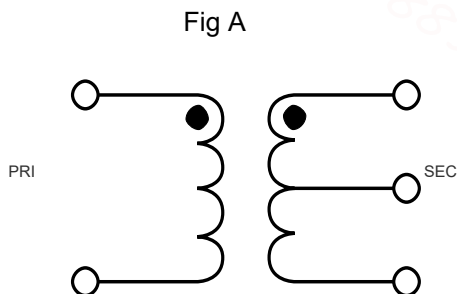
- ◆ For broadband and wireless communications
- ◆ For VHF/UHF receivers/transmitters and push-pull amplifiers

Dimension Diagram (Unit:mm) :

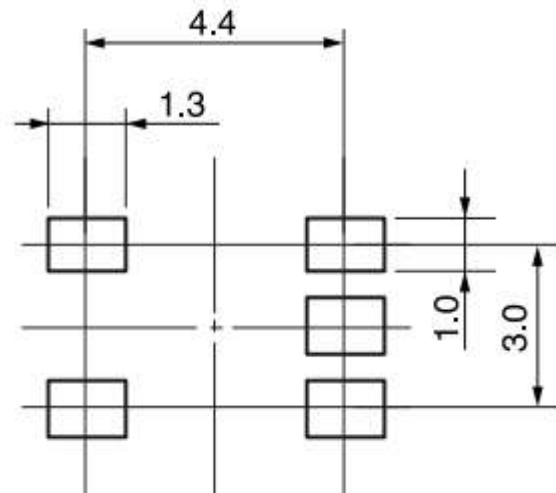


A=5.10±0.20 B=4.30±0.20 C= 3.50 Max D=2.80±0.20 E=0.55±0.05 F=3.00±0.05 G=0.25±0.05 H=0.60±0.05

Electrical structure:

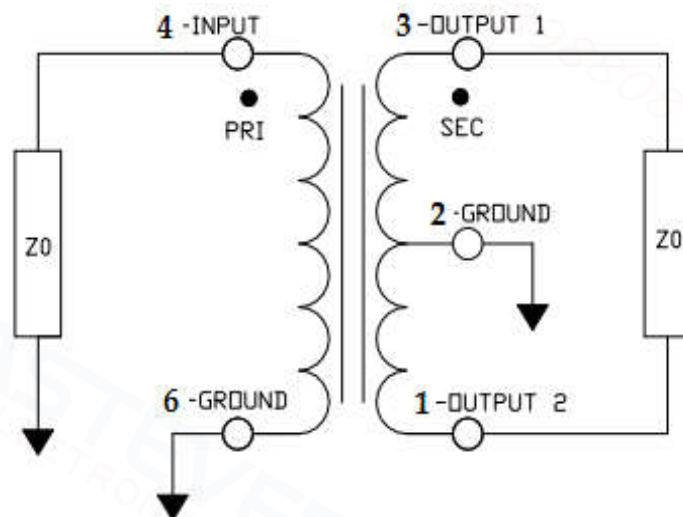


Recommended layout:



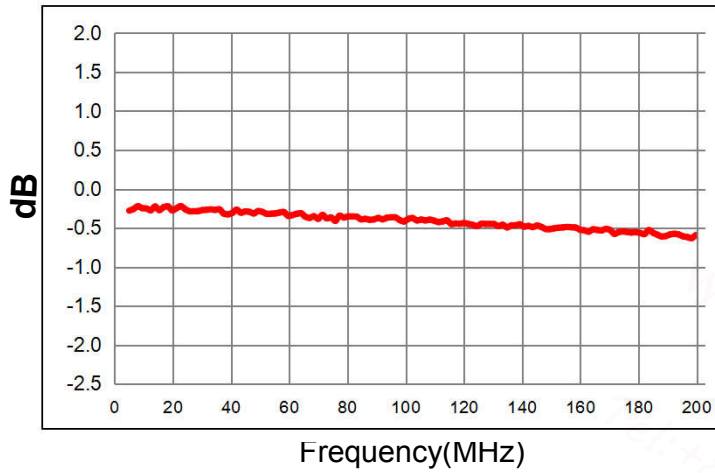
Pin configuration:

Pin No.	Function
1	Secondary (Output 2)
2	Centre tap (Ground)
3	Secondary dot (Output 1)
4	Primary dot (Input)
6	Primary (Ground)

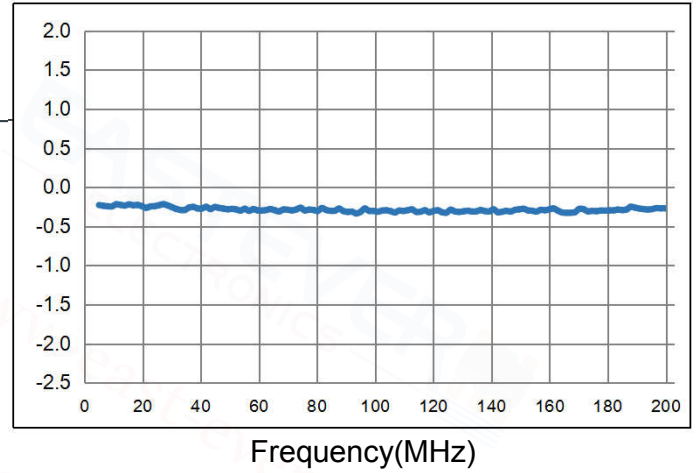
Application circuit :
Electrical Specifications: TA=25 °C, 0dBm, Z0=75Ω

Parameter	Test Conditions	Units	Min	Typ	Max
Main line Loss(out1)	5-200MHz	dB	—	0.5	1.2
Main line Loss(out2)	5-200MHz	dB	—	0.3	1.0
Amplitude Balance	5-200MHz	dB	—	0.5	±1.0
Phase Balance	5-200MHz	Degrees	—	0.0	±5.0
Input Return Loss	5-200MHz	dB	20.0	30.0	—

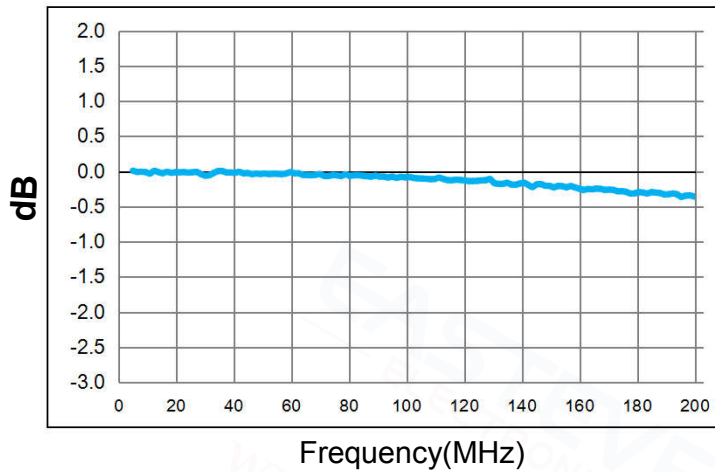
Main line Loss(out1)



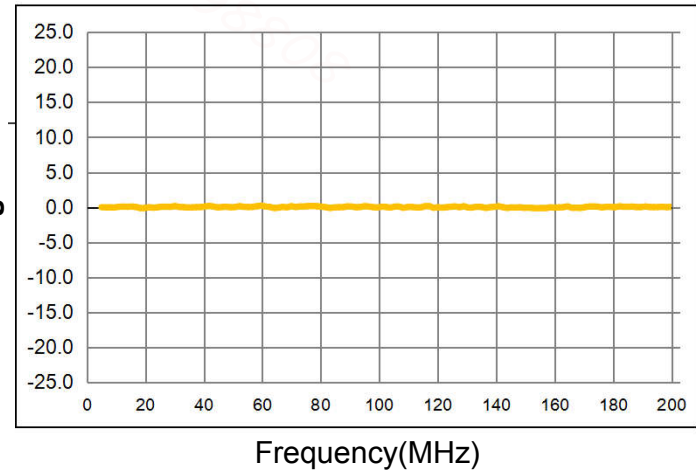
Main line Loss(out2)



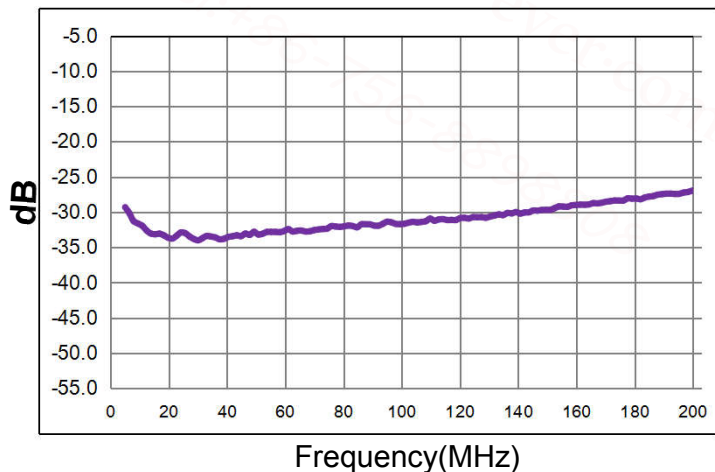
Amplitude Balance



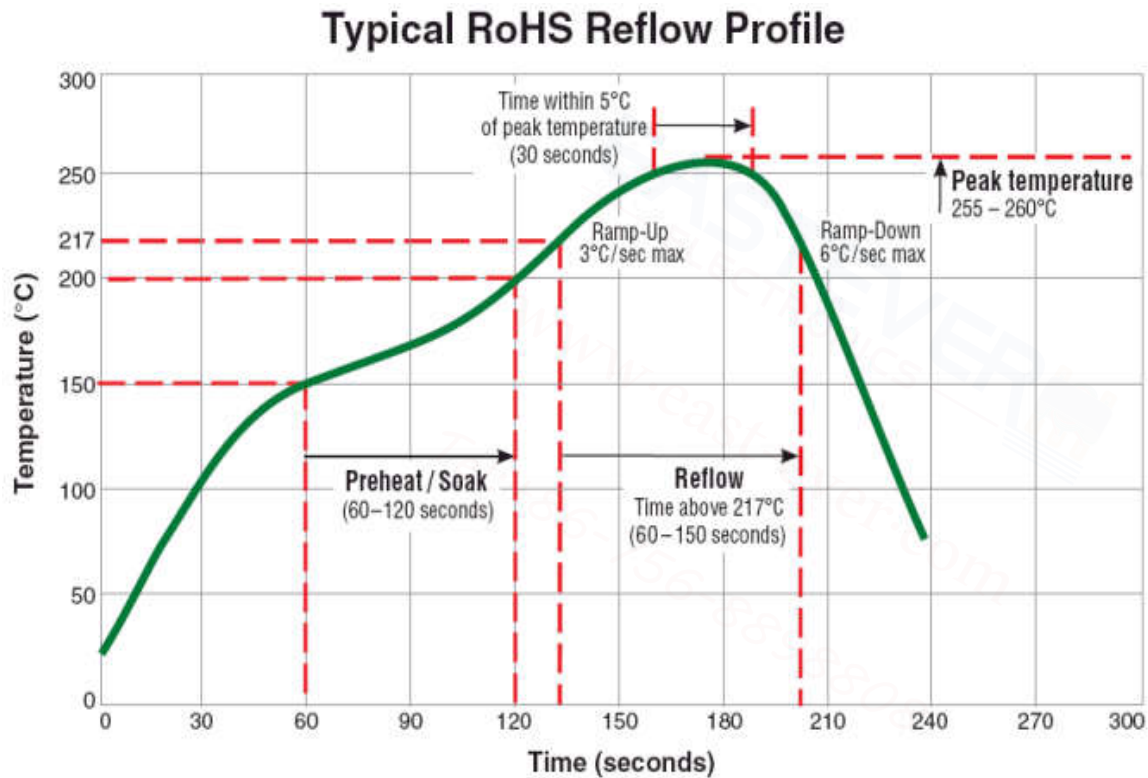
Phase Balance



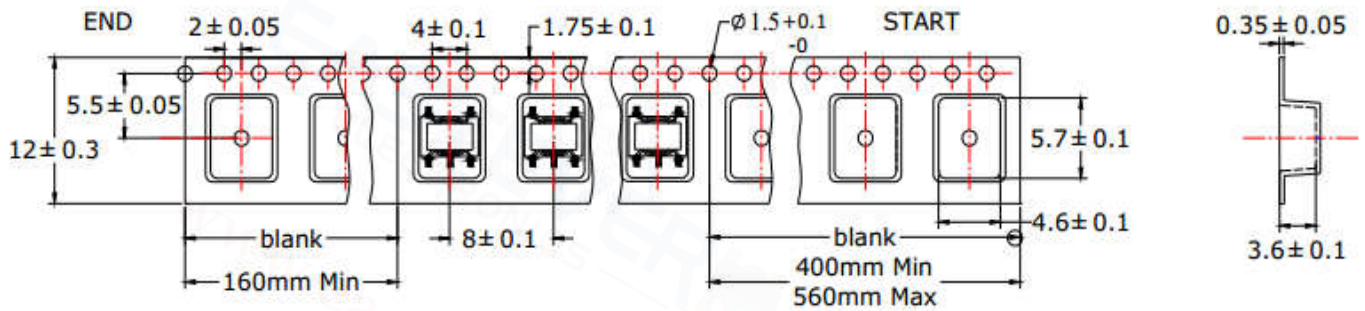
Input Return Loss



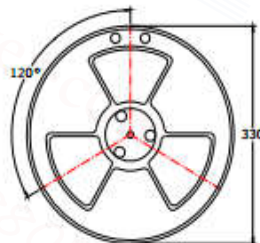
Recommended Soldering Temperature Graph:



Packging Dimension For Caeier Tape(UNIT:mm):



QUANTITY
2000PCS/Reel
4 Reels/Middle Carton Middle Carton:
4 Middle Cartons/Big Carton
32000PCS/ Big Carton



SPEC	8	12	16	24
DIM A±0.1	8.5	12.5	16.5	24.5
DIM B±0.1	2.3	2.3	2.3	2.3
DIM C±0.1	100	100	100	100

